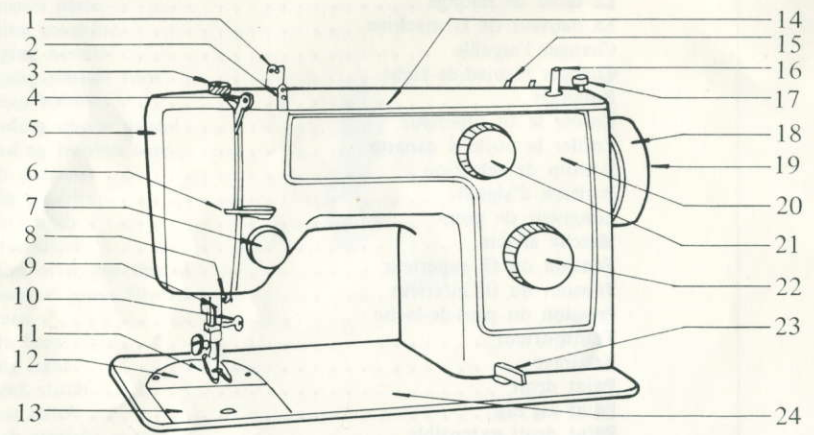
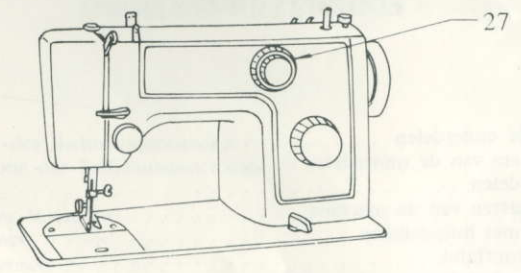
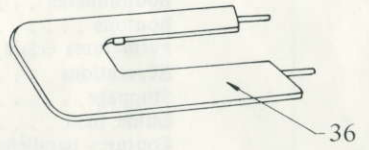
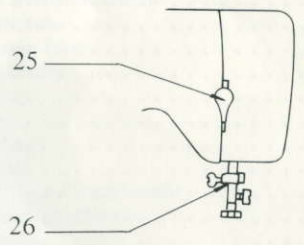


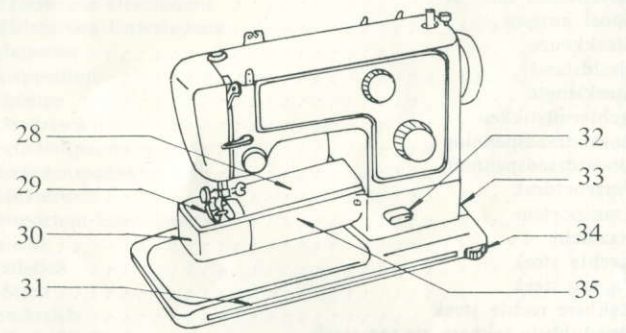
Know the parts  
 Übersicht der Bedienungselemente  
 Ken de onderdelen  
 Connaître la machine



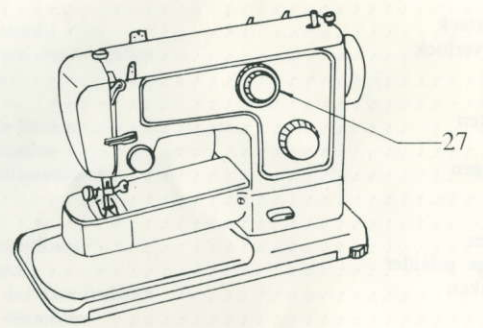
MODEL 525



MODEL 521



MODEL 525F



MODEL 521F

## Name of parts

1. Bobbin winder guide	19. Stop motion knob
2. Upper thread guide	20. Front plate
3. Pressure regulator	21. Stitch pattern knob
4. Take-up lever	22. Stitch length/Reverse stitch knob
5. Face plate	23. Drop feed knob
6. Arm thread guide	24. Base plate
7. Thread tension knob	25. Presser foot lifter
8. Thread guide	26. Thread cutter
9. Needle bar	27. Needle position knob
10. Needle clamp	28. Bed cover
11. Presser foot	29. Needle plate
12. Needle plate	30. Shuttle race cover
13. Slide plate	31. Measure
14. Top plate	32. Drop feed knob
15. Spool pins	33. Accessory box
16. Bobbin winder	34. Adjustment screw
17. Bobbin winder stop	35. Bed
18. Hand wheel	36. Extension plate

## Bezeichnung der Bedienungselemente

1. Obere Fadenöse I	19. Handrad-Auslöseschraube
2. Obere Fadenöse II	20. Dekorationsplatte (Kulisse)
3. Einstellung des Nähfußdruckes	21. Stichprogramm-Knopf
4. Fadenhebel	22. Stichlängeneinstellung/ Druckknopf für Rückwärtsnähen
5. Stirnkappe	23. Transporteur-Einstellknopf
6. Fadenöse III	24. Grundplatte
7. Oberfadenspannung	25. Lüfterhebel für Nähfuß
8. Fadenöse an der Nadelstange	26. Fadenabschneider
9. Nadelstange	27. Nadelpositionssteller
10. Nadelbefestigungsschraube	28. Freiarm-Abdeckplatte
11. Nähfuß	29. Stichplatte
12. Stichplatte	30. Greiferkorb-Klappe
13. Schieberplatte	31. Lineal
14. Armdeckel	32. Transporteur-Einstellknopf
15. Garnrollenhalter	33. Zubehörkasten
16. Spuler	34. Stabilisierungsschraube
17. Spuleranschlag	35. Freiarm
18. Handrad	36. Anschlagbetisch

## De naam van de onderdelen

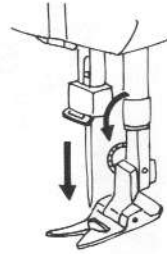
1. Opspoelgeleider	19. Handwieluitschakelaar
2. Bovendraadgeleider	20. Frontplaat
3. Persvoetdrukregelaar	21. Steekkeuzeknop
4. Draadhevel	22. Steeklengte en achteruittikknop
5. Frontplaat	23. Transporteur verzinkknop
6. Armdraadgeleider	24. Grondplaat
7. Draadspanning	25. Persvoethevel
8. Draadgeleider	26. Draadsnijder
9. Naaldstang	27. Naaldstand knop
10. Naaldschroef	28. Deksel van de vrije arm
11. Persvoet	29. Naaldplaat
12. Naaldplaat	30. Spoelhuisdeksel
13. Schuifplaat	31. Meetlat
14. Bovendeksel	32. Stoftransporteur
15. Bobijnhouders	33. Hulpstukendoos
16. Spoolopwinder	34. Hoogteregelknop
17. Spoolopwinder stop	35. Vrije arm
18. Handwiel	36. Aanschuiftafel

## Le nom des parties

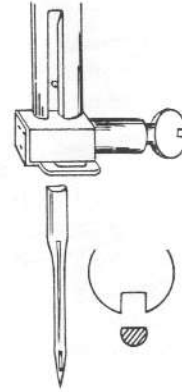
1. Guide fil bobinage	19. Debrayage du volant
2. Guide fil supérieur	20. Le front de la machine
3. Bouton pression pied-de-biche	21. Bouton de sélection
4. Tendeur de fil	22. Bouton de la longueur du point et de la marche arrière
5. Couvercle frontal	23. Escamotage du pied-de-biche
6. Guide fil du bras	24. Plateau
7. Tension du fil	25. Levier du pied
8. Guide fil	26. Coupe fil
9. Barre à aiguille	27. Position d'aiguille
10. Vis de fixation de l'aiguille	28. Couvercle du bras libre
11. Pied-de-biche	29. Plaque à aiguille
12. Plaque à aiguille	30. Couvercle de la coursière
13. Plaque glissière	31. Le mètre
14. Couvercle	32. Transporteur
15. Porte-bobines	33. Boite d'accessoires
16. Dévidoir	34. Bouton pour régler la hauteur
17. Arrête dévidoir	35. Bras libre
18. Volant	36. Table de ralonge

Changing needle  
 Auswechseln der Nadel  
 Verwisselen van de naald  
 Changer l'aiguille

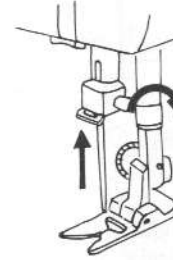
1



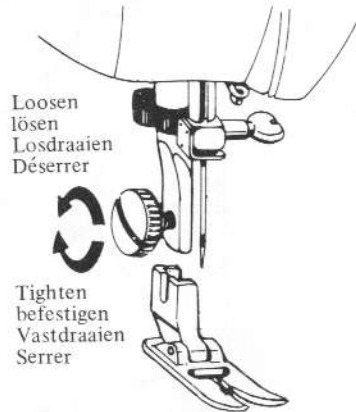
2



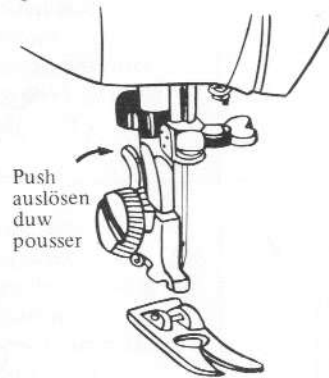
3



Changing presser foot  
 Auswechseln des Nähfußes  
 Verwisselen van persvoet  
 Changer le pied de biche

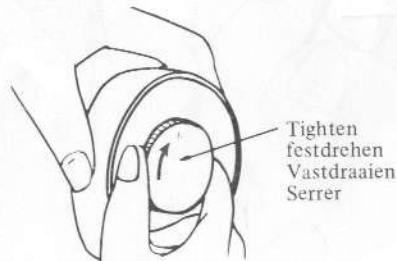
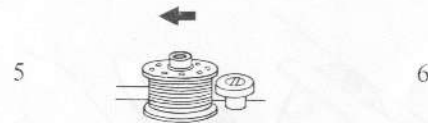
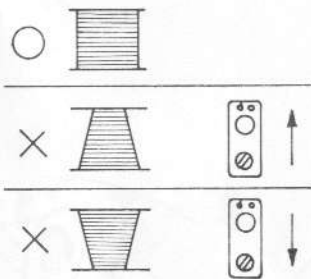
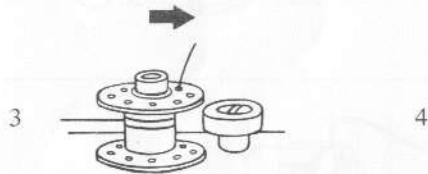
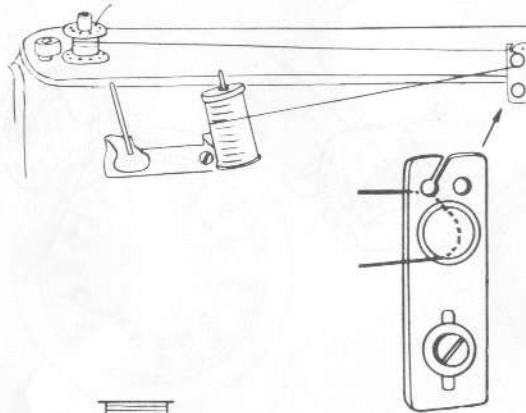



SZA-525  
 SZA-525F

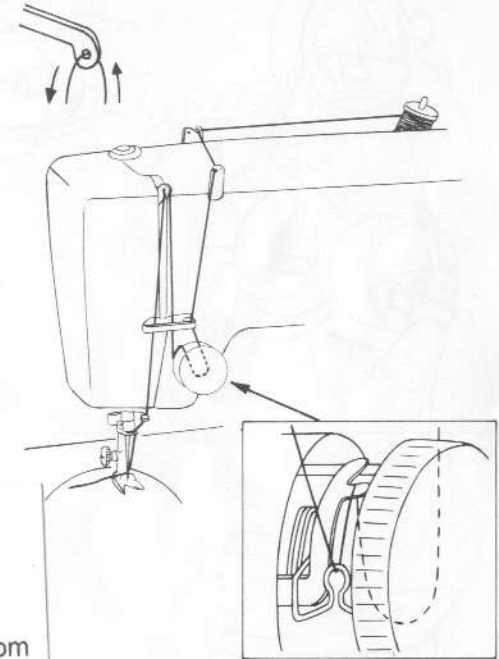


SZA-521  
 SZA-521F


Winding bobbin  
Aufspulen  
Opspoelen van het spoel  
Bobinage de la canette



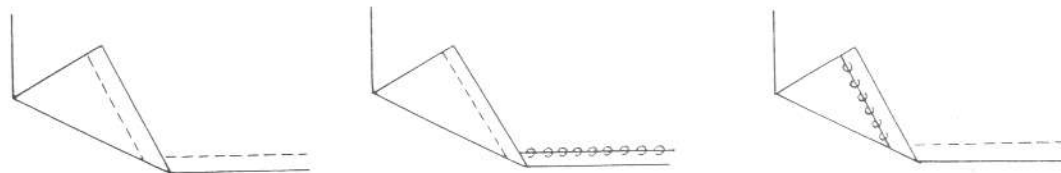
Threading upper thread  
Einfädeln des Oberfadens  
Bovendraad inrijgen  
Enfiler le fil supérieur



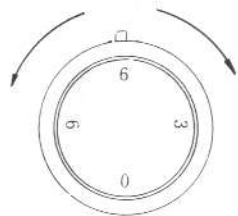
**Gerrijts**  
Handelsstraat 14  
9501 ET Stadskanaal  
tel. 0599-612419  
[www.naaimachinehandel.com](http://www.naaimachinehandel.com)  
en [www.paspop.com](http://www.paspop.com)  
[info@gerrijts.nl](mailto:info@gerrijts.nl)



Tension of upper thread  
 Oberfadenspannung  
 Bovendraadspanning  
 Tension du fil supérieur



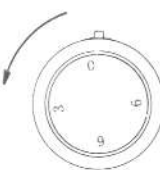
Decrease  
 verringern  
 verlagen  
 diminuer



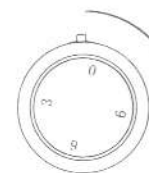
Increase  
 erhöhen  
 verhogen  
 augmenter

Good  
 normal  
 goed  
 bon

Decrease  
 verringern  
 verlagen  
 diminuer



Increase  
 erhöhen  
 verhogen  
 augmenter



Tension of lower thread  
 Unterfadenspannung  
 Spanning van de onderdraad  
 Tension du fil inférieur

SZA-525-521

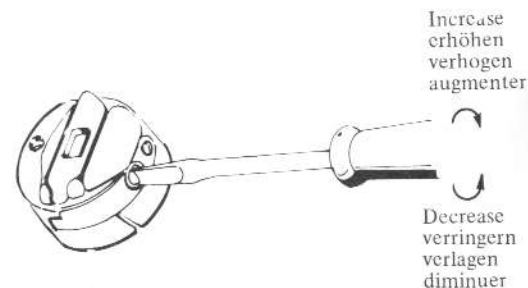
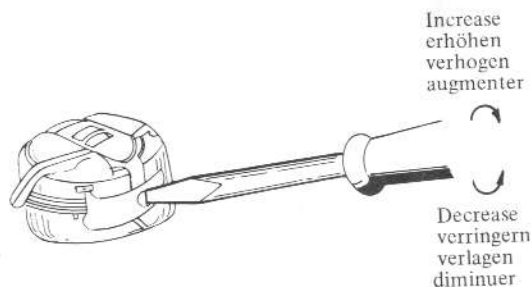
SZA-525F-521F

Correct tension of lower thread is to smoothly bring it up through hole in needle plate.

Um eine perfekte Naht zu erhalten, müssen Oberfadenspannung und Unterfadenspannung immer gleich sein und beide Fäden sollen sich in der Mitte des Stoffes verknoten.



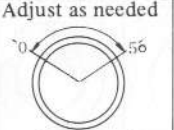


Indien de spanning juist is breng dan de draad omhoog door de opening in de naaldplaat.

Quand la tension est bonne remonter le fil par le trou de de la plaque à aiguille.

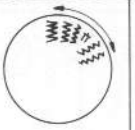






## Zig-zag stitch






Machine Setting - 

Presser foot	Stitch pattern	Needle position SZA-521-521F	Stitch length Adjust as needed	Fabric feed SZA-525-521	Fabric feed SZA-525F-521F
Zigzag foot				 E N	 N E

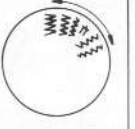

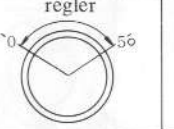


## ZZ-Stich

Nähfuss	Stichwahl	Nadelposition SZA-521-521F	Stichlänge je nach Bedarf	Transporteur SZA-525-521	Transporteur SZA-525F-521F
ZZ-Fuss				 E N	 N E

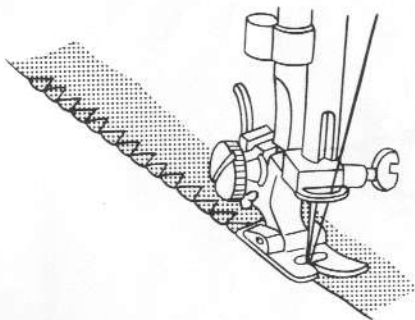
## Zig zag steek

Persvoet	Steekkeuze-knop	Naaldstand SZA-521-521F	Steeklengte regel naar wens	Transporteur SZA-525-521	Transporteur SZA-525F-521F
zig zag persvoet				 E N	 N E

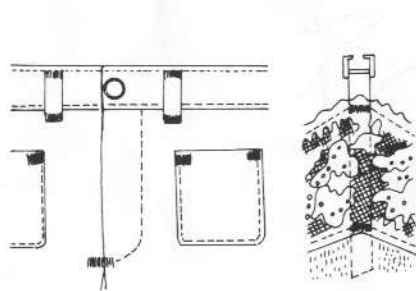
## Point zig zag

Pied de biche	Bouton de sélection	Position d'aiguille SZA-521-521F	Longueur de point régler	Transporteur SZA-525-521	Transporteur SZA-525F-521F
pied zig zag				 E N	 N E

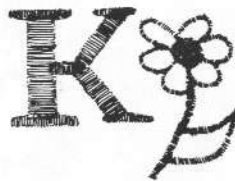
Shell stitch edging  
Ketteln  
Schelpsteek  
Point coquille



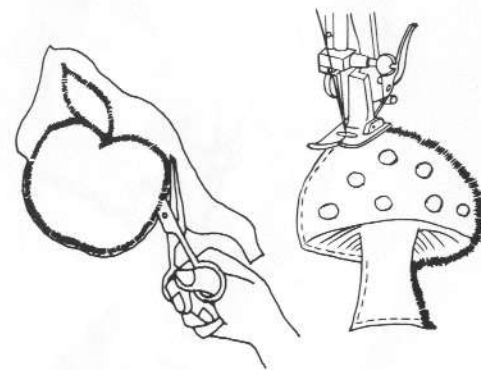
Bartacks  
Verstärken der Nähte auf gespannten Stoffen  
Verstevigungssteek  
Point d'arrêt



Satin stitch  
• Satinstich  
Satijnsteek  
Bourdon



Appliques  
Applikationen  
Monogrammen  
Applications



## Double needle

Machine Setting -

Presser foot	Stitch pattern	Needle position SZA-521-521F	Stitch length Any length	Fabric feed SZA-525-521	Fabric feed SZA-525F-521F
Zigzag foot					

## Werken met dubbele naald

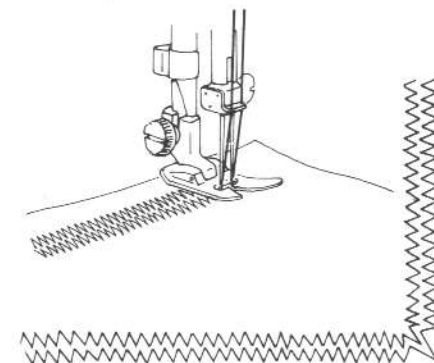
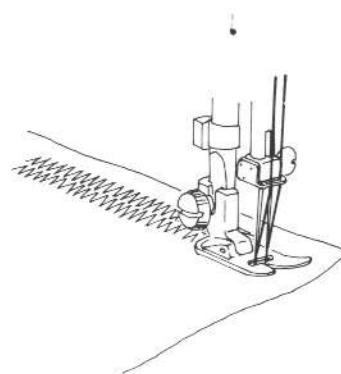
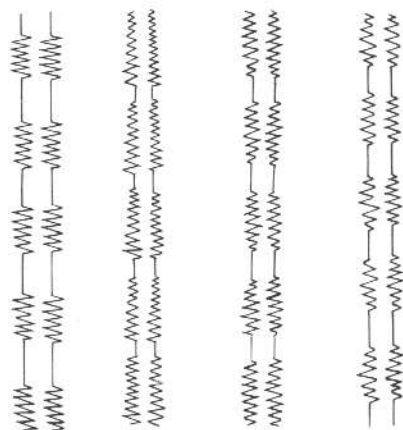
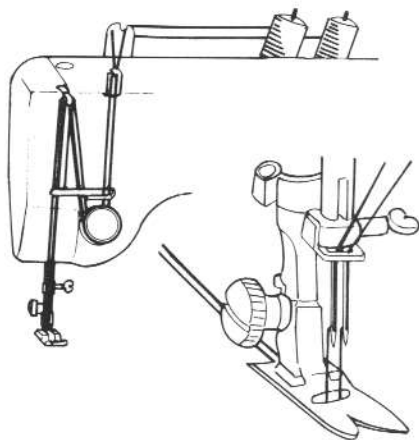
Persvoet	Steekkeuze-knop	Naaldstand SZA-521-521F	Steeklengte gelijk welke lengte	Transporteur SZA-525-521	Transporteur SZA-525F-521F
zig zag voet					

## Zwillingsnadel

Nähfuss	Stichwahl	Nadelposition SZA-521-521F	Stichlänge beliebige Länge	Transporteur SZA-525-521	Transporteur SZA-525F-521F
ZZ-Fuss					


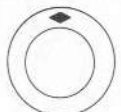
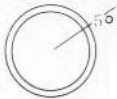


## Travailler avec double aiguille

Pied de biche	Bouton de sélection	Position d'aiguille SZA-521-521F	Longueur de point n'importe quelle longueur	Transporteur SZA-525-521	Transporteur SZA-525F-521F
pied zig zag					











## Slant overlock stitch


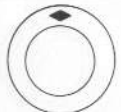






Machine Setting - 

Presser foot	Stitch pattern	Needle position SZA-521-521F	Stitch length	Fabric feed SZA-525-521	Fabric feed SZA-525F-521F
Stretch stitch foot				 E N	 N E









## Scuine overlock steek

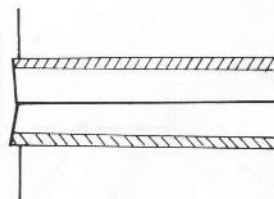
Persvoet	Steekkeuze-knop	Naaldstand SZA-521-521F	Steeklengte	Transporteur SZA-525-521	Transporteur SZA-525F-521F
stretch-persvoet				 	  

## Säumen von Faserstoffen

Nähfuss	Stichwahl	Nadelposition SZA-521-521F	Stichlänge	Transporteur SZA-525-521	Transporteur SZA-525F-521F
Stretchstich-Fuss				 	  

## Point overlock oblique

Pied de biche	Bouton de sélection	Position d'aiguille SZA-521-521F	Longueur de point	Transporteur SZA-525-521	Transporteur SZA-525F-521F
pied stretch				 	  



**Gerrijts**  
 Handelsstraat 14  
 9501 ET Stadskanaal  
 tel. 0599-612419  
[www.naaimachinehandel.com](http://www.naaimachinehandel.com)  
 en [www.paspop.com](http://www.paspop.com)  
[info@gerrijts.nl](mailto:info@gerrijts.nl)